
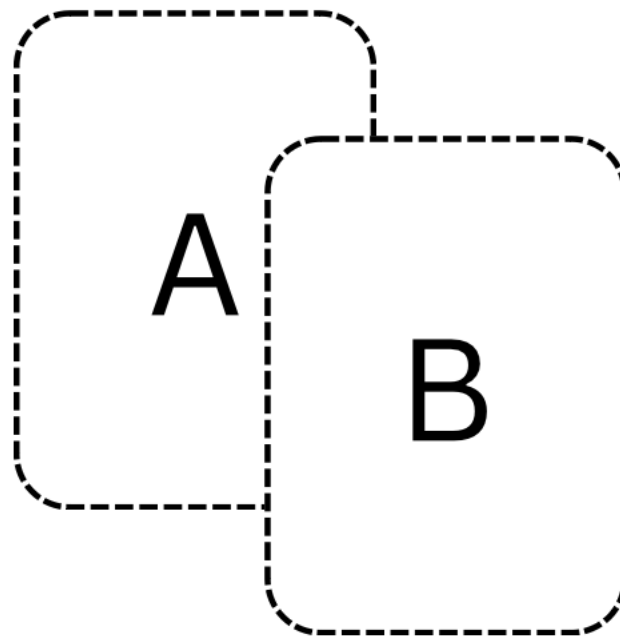


Wir lösen einen Fall über einen
Einbruch im Schmuckladen.



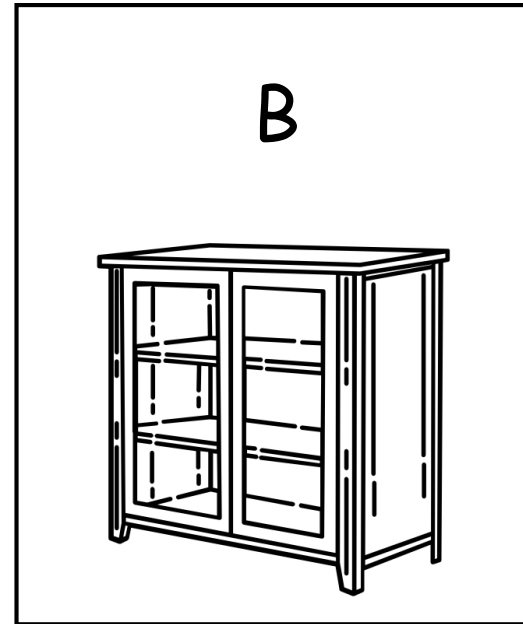
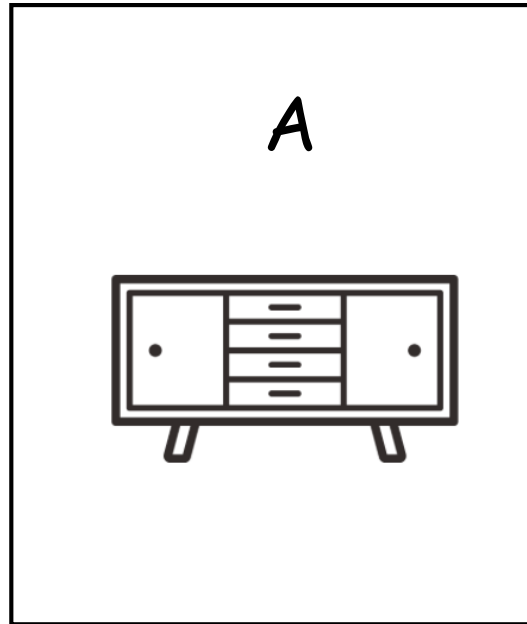


Du brauchst:

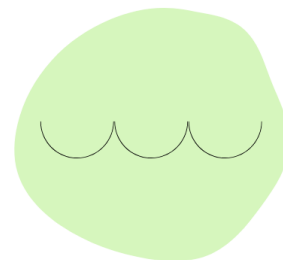






Vitrine


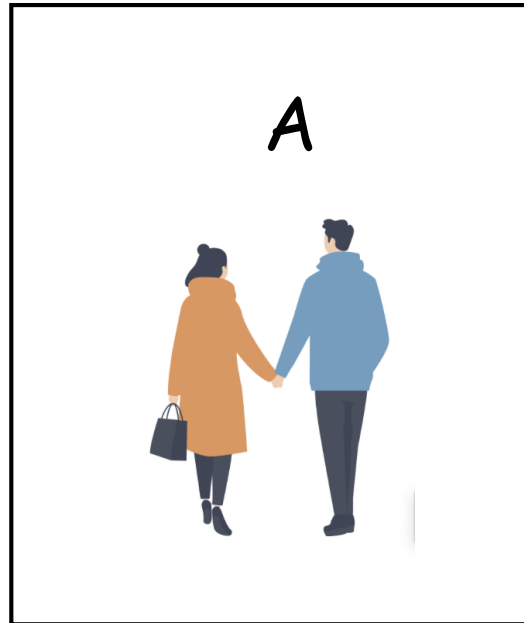


● Vitrine

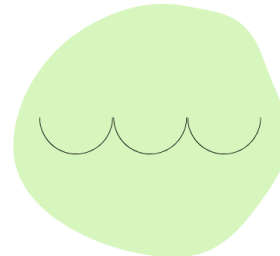





schlendern

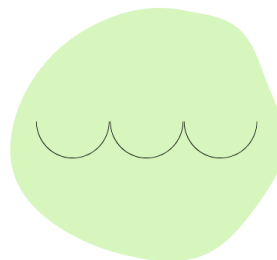



schlendern

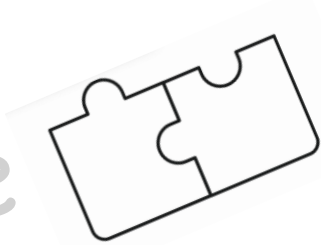




freiwillig



Streifenpuzzle



Zuerst ...

- Gehe in die Partnerarbeit



- Materialdienst holt das Material




Dann...

Begriff

+



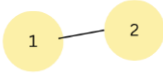


Erklärung

Danach ...



Wir arbeiten zusammen

Ablauf Breakout-Lesespur

1. Lies genau die Lesespur. 
2. Löse Rätsel, um weiterzulesen. 
3. Trage die Spu  auf der Landkarte  nach jedem Abschnitt ein.
4. Fertig? → 



Wir arbeiten leise

Löse den Fall „Ein Einbruch im Schmuckladen“



● Vitrine

schlendern

freiwillig



Wir arbeiten leise


Name: _____

Der Einbruch im Schmuckladen

Datum: _____

Zuerst...

Danach...




(c) Copyright Schulz-Kirchner Verlag, Idstein

Mir hat
ge**h**olfen, dass
...



 Gut
ge**k**lappt hat
...

 Schwer
war ...

Quellen

Bildmaterial erstellt mit Canva – www.canva.com